

O•23 The Derby Ram

INSTRUMENTATION														
SG	C	□	□	F	□	□	□	C	□	□	F	□	□	drum
AG	□	□	□	F	□	□	□	□	□	□	F	□	□	
AM	□	□	□	□	□	A	□	C	D	□	□	□	□	
AX	C	□	□	□	□	□	□	□	□	□	□	□	□	
BX	□	□	□	F	□	□	□	C	□	□	□	□	□	

FORM

Introduction: Tutti instruments play verse
 Song: Voices with *tutti* instruments
 Interludes: Instrumental improvisations

NOTEWORTHY

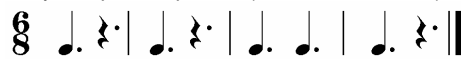
Rhythm: $\frac{2}{4}$ ($\frac{6}{8}$) meter
 Pitch: F pentatonic

TEACHING THE ORCHESTRATION

1. Teach the bass xylophone part.

Have students:

- Say and pat this pattern (both knees at once):



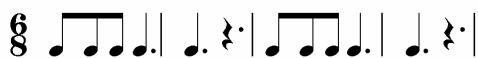
Tell, tell, tell tall tales.

- Transfer the pattern to F and C on the BX.
- Sing the song with the BX accompaniment.

2. Teach the alto xylophone part.

Have students:

- Echo and mirror you as you say and pat this pattern with alternating hands:



Tell-ing a tall tale. Tell-ing a tall tale.



Tell-ing to one, Tell-ing to all, Tell-ing a tall tale.

- Transfer the pattern to repeated Cs on AX and sing the song with the AX part, then all parts learned so far.

3. Teach the alto metallophone part.

Have students:

- Proceed as in Step 2 above:



Tell tall tales. Tell tall tales.
 A C A A C A



Tell one, tell all, tell tall tales.
 A C D C A C A

4. Teach the alto glockenspiel part.

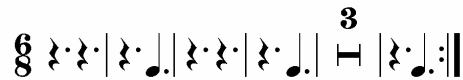
Have students:

- Echo and mirror you as you say and pat this pattern on the dotted quarter beats (from teacher's perspective): L, R, L, rest, L, R, L, rest, L, rest, L, rest, L, R, L, rest.
- Transfer the pattern to octave Fs on AG.
- Sing the refrain with the AG part.
- Sing the song with the parts learned so far.

5. Teach the soprano glockenspiel part.

Have students:

- Play this pattern using octave Cs on SG:



- Sing the song with the SG part, then with the accompaniment learned so far.

6. Teach the drum part.

Have students:

- Echo you as you say this pattern, then clap it, and then play it on the drum:



I am tell-ing a tale. I am tell-ing a tale.



Tell one, tell all. I am tell-ing a tale.

- Sing the refrain with the drum part.

7. Sing the complete song with instrumental accompaniment.

OPPORTUNITY FOR CREATIVITY

Have students take turns improvising 16-beat interludes between repetitions of the song in F pentatonic (F G A C D), using the rhythm of the AX part, over the BX accompaniment.